

Marvel-Schebler/Tillotson

Division Borg-Warner Corporation, 2195 South Elwin Road, Decatur, Illinois 62525



SERVICE BULLETIN



Sept. 1978

#A1-78

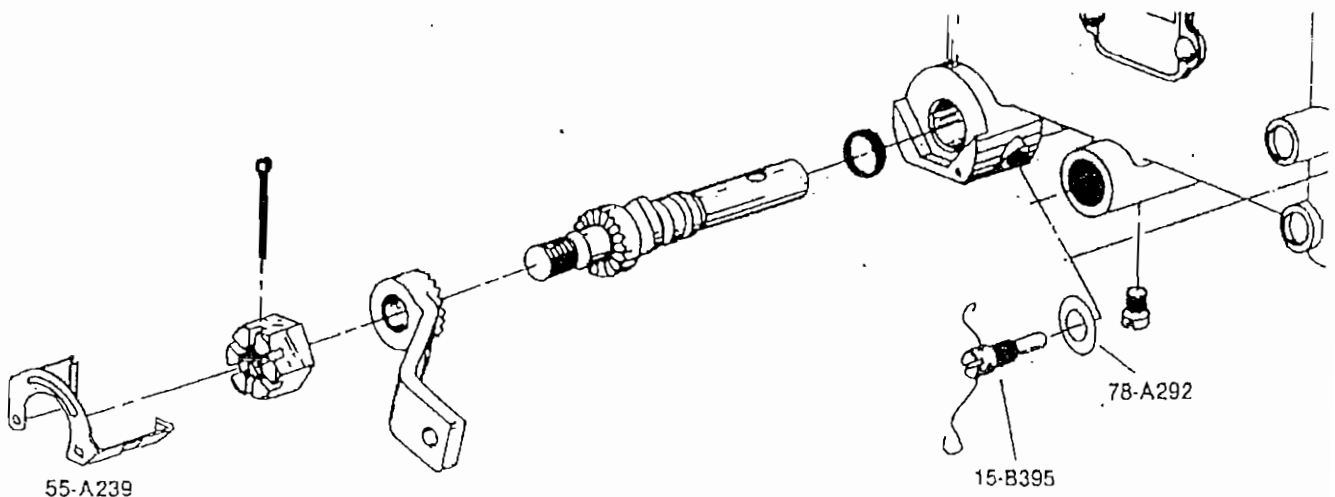
TO: All registered manual holders

SUBJECT: Improved retaining method for mixture control assembly on Model H4 carburetors with rotary mixture control as illustrated:

TIME OF COMPLIANCE: At next inspection or as soon as possible, unless already installed.

A spring retainer has been added to subject model carburetor to counteract end play wear from vibration on the mixture control valve assembly, and retaining screw.

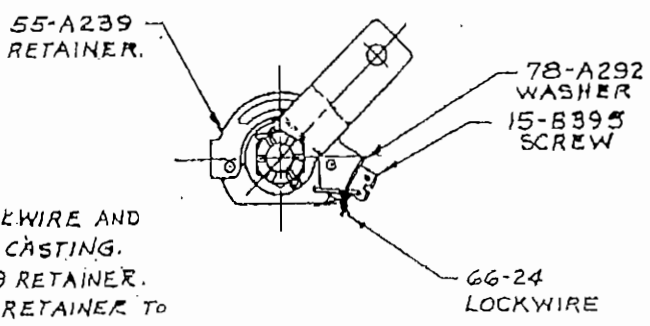
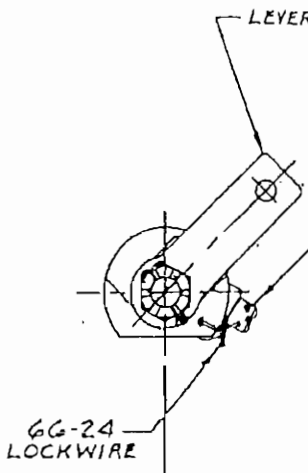
This retainer Part #55-A239 can be installed with the carburetor on the airplane.



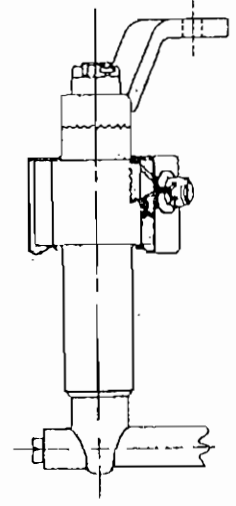
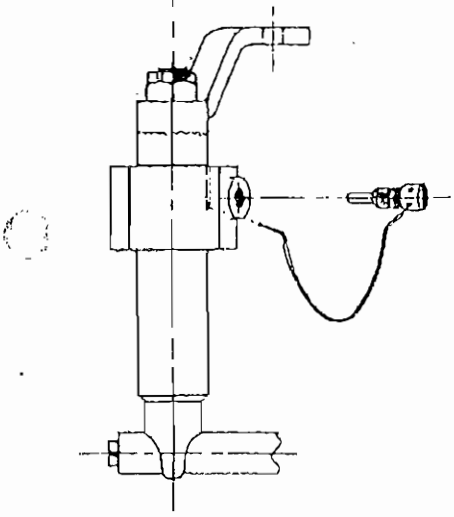
3 NEW PARTS

Additional Installation Instructions on Reverse Side





STEP#1 - REMOVE 66-24 LOCKWIRE AND 15-A1 SCREW FROM CASTING.
 STEP#2 - INSTALL 55-A239 RETAINER. SPRING ENDS OF RETAINER TO CLIP ON BACK SIDE OF BOSS AS SHOWN.
 STEP#3 - ADD 78-A292 WASHER AND REPLACE 15-A1 SCREW WITH 15-B395 SCREW. INSTALL 66-24 LOCKWIRE.



Lightly coat the tip of retaining screw 15-B395 with a silicone grease at assembly.

THREE NEW PARTS REQUIRED

	LIST PRICE
55-A239 MIXTURE CONTROL RETAINER.....	\$6.75
15-B395 SCREW MIXTURE CONTROL RETAINER.....	4.48
A292 WASHER MIXTURE CONTROL RETAINER.....	1.05